

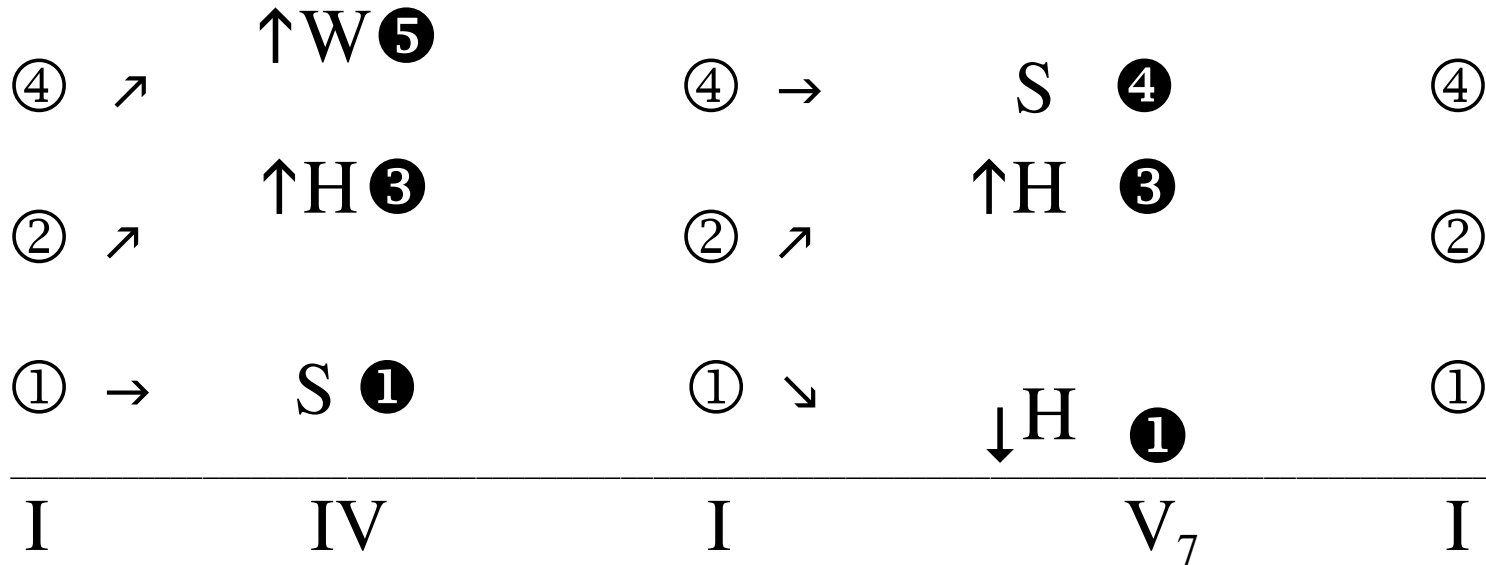
Cadences – a "schematic approach"

Dr. Arthur Houle - Handout for Class Piano I-IV, Mesa State College

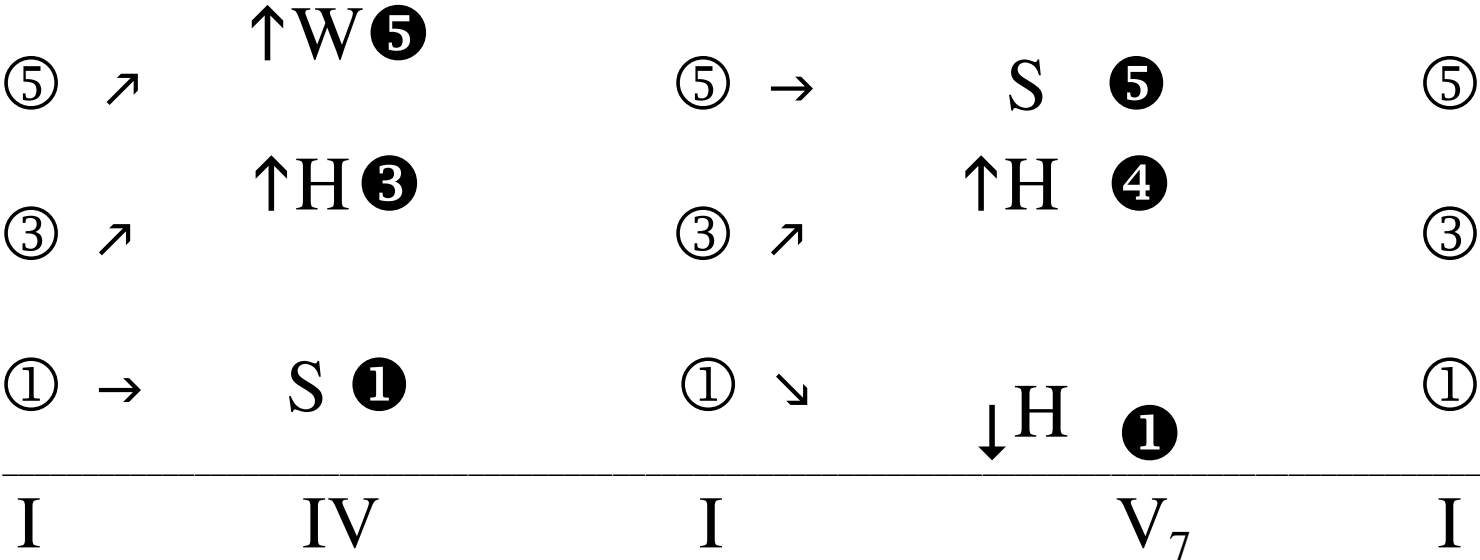
See also pp. 11-41 of "Alfred's Intermediate Musicianship" book (Palmer, Manus & Lethco) for standard notation.

W = whole step; H = half step; S = same

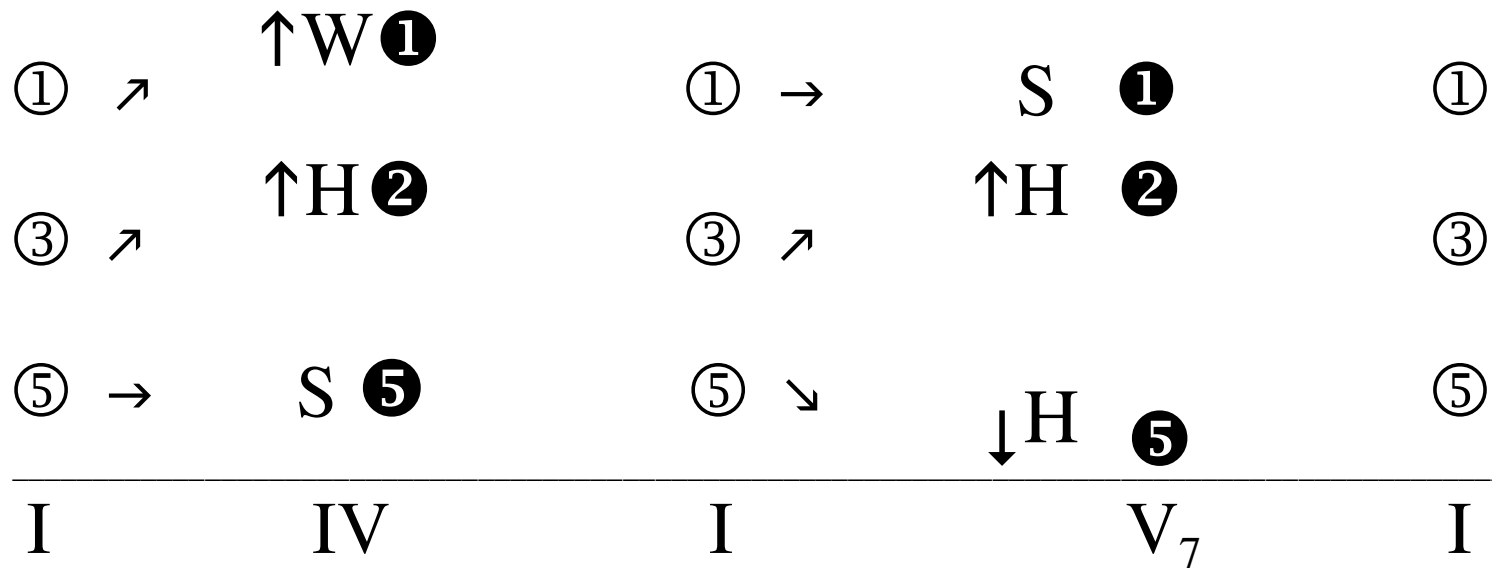
Major cadences: Right Hand – alternate fingerings (different from Alfred book)



Major cadences: Right Hand – standard fingerings; might be better for persons with smaller hands



Major cadences: Left Hand – standard fingerings



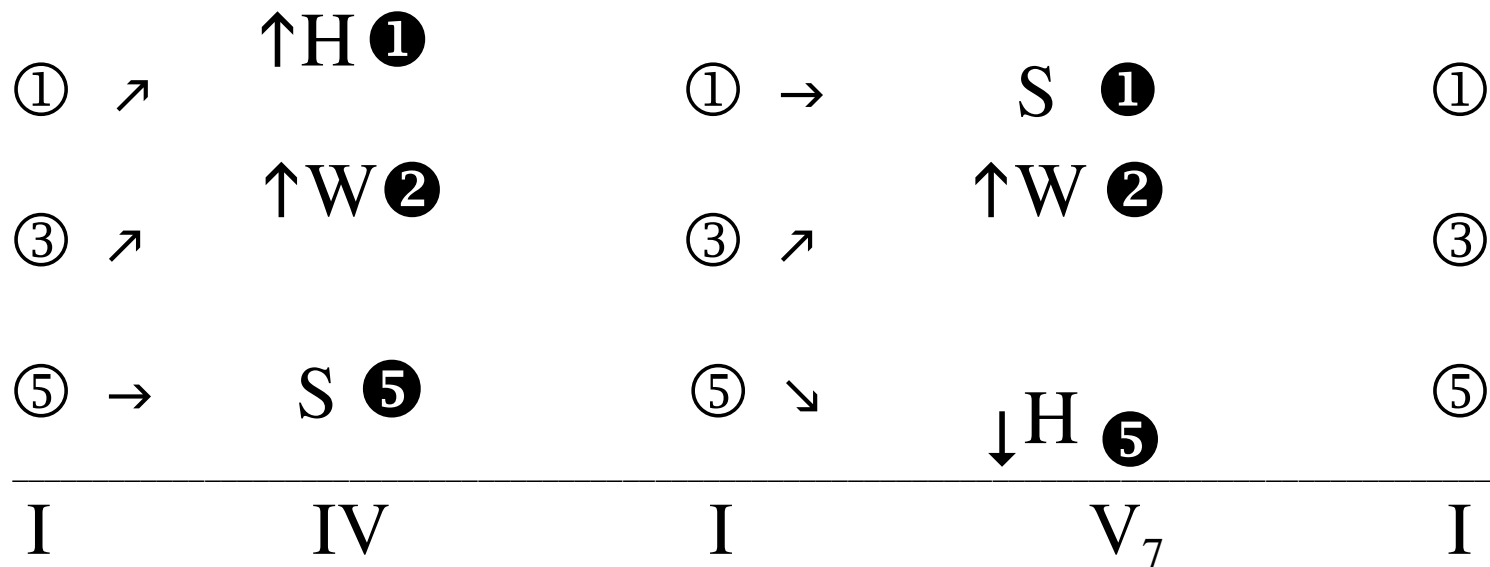
Minor cadences: Right Hand – alternate fingerings (different from Alfred book)

④ ↗	↑H ⑤	④ →	S ④	④
② ↗	↑W ③	② ↗	↑W ③	②
① →	S ①	① ↘	↓H ①	①
I	IV	I	V ₇	I

Minor cadences: Right Hand – standard fingerings; might be better for persons with smaller hands

⑤ ↗	↑H ⑤	⑤ →	S ⑤	⑤
③ ↗	↑W ③	③ ↗	↑W ④	③
① →	S ①	① ↘	↓H ①	①
I	IV	I	V ₇	I

Minor cadences: Left Hand – standard fingerings



Questions? Contact:

Dr. Arthur Houle
 Associate Professor of Music & Director of Keyboard Studies
 Mesa State College Music Dept. MPAC #130
 1100 North Ave.
 Grand Junction, CO 81501-3122
 Tel: 970.248.1069 wk
 Tel: 970.812.5098 hm
 Email: ahoule@mesastate.edu
 Founder & director, Festival for Creative Pianists:
www.pianofestival.org